



# *Come Visit!*

*Preparing Children to Visit  
Family Members in the Hospital*



# for parents

When a parent or family member is hospitalized, children often have a hard time understanding the reasons or rules about visiting the hospital.

Family life may be disrupted and children's schedules often change.

Including children in the hospital experience is helpful as long as children have appropriate information and preparation.

This booklet is created to help you prepare and include your child in the health care experiences of your family.

# the ICU

The ICU (intensive care unit) is a special place in the hospital for the people who need the most care, if they are very sick or hurt. Special doctors, nurses and other hospital workers will be taking care of your family member. They will be using many important medical “tools” for helping make people better.



This book will tell you about the things you may see or hear while you are visiting in the hospital.








# the family center

The Family Center is a special place for families to check in before visiting other areas of the hospital. There is always someone working at this center who will help you find your family member's room.



## the patient

Your family member, who is called “the patient,” may not look the way you remember. Sometimes the medicine or bandages may make his or her face look puffy. He or she will be lying in the hospital bed and may have many tubes attached to their body. There may be lots of equipment in the room. There might be many doctors and nurses taking care of your family member. Your special person may not be able to talk to you, but you can talk quietly to them. You will only be able to stay at the bedside for a few minutes. You can work on this book while you are waiting in the Family Center.



draw a picture of  
your family!



# handwashing

One of the best ways that you can help everyone in the hospital is to remember to wash your hands often before you go into your family member's room and when you leave. Being careful to be super-clean and not let germs into the hospital is very important!





# in the room



The room where your family member is staying looks like this, with a special bed and other medical equipment. Some rooms have a lot of extra equipment to help people get better. People who are taking care of your family member will explain the things that you see and hear in the room.





## special machines

A breathing machine, or ventilator, may be helping the person to breathe while his or her body is healing.


Some machines, like this monitor, are checking how different parts of a person's body are working. Sometimes it makes beeping noises to tell the nurses important information.





# scrubs

People who work in the hospital wear special clothes called scrubs. They are very clean so no germs are spread in the hospital.



draw a picture of  
yourself wearing  
hospital scrubs!

# different jobs

Many people with many different jobs will be helping to take care of your special person. Write the names of some of the people who you meet in the hospital.



1. \_\_\_\_\_

4. \_\_\_\_\_

2. \_\_\_\_\_

5. \_\_\_\_\_

3. \_\_\_\_\_

6. \_\_\_\_\_

# things you can do

Draw a picture

Write a note

Keep a journal

Read to your  
family member

Bring photos of you  
and your family to  
decorate the room

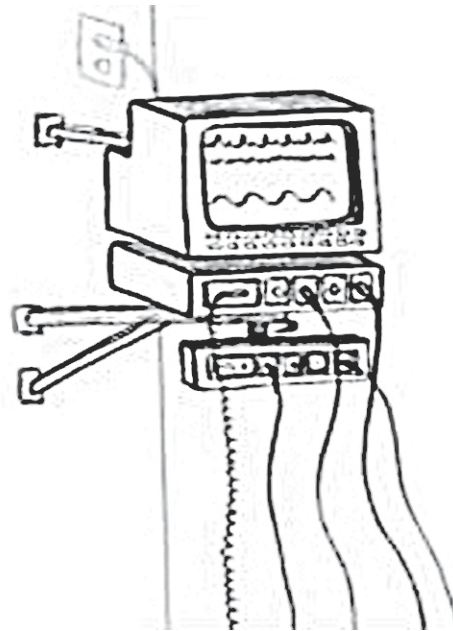
Play quiet  
music or sing

Sit quietly and  
hold their hand

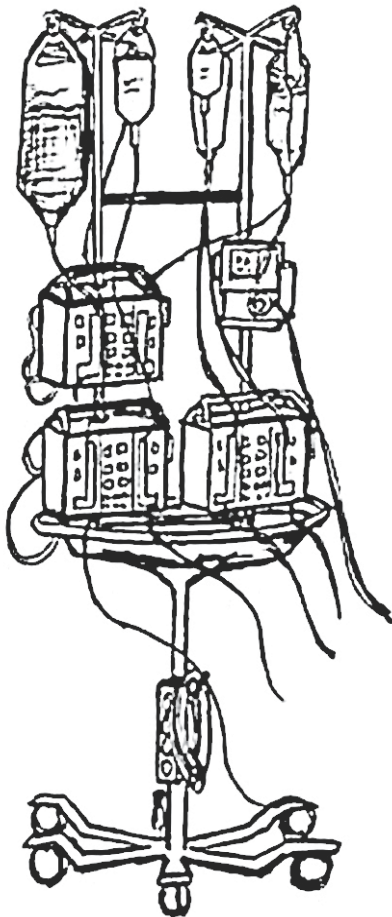




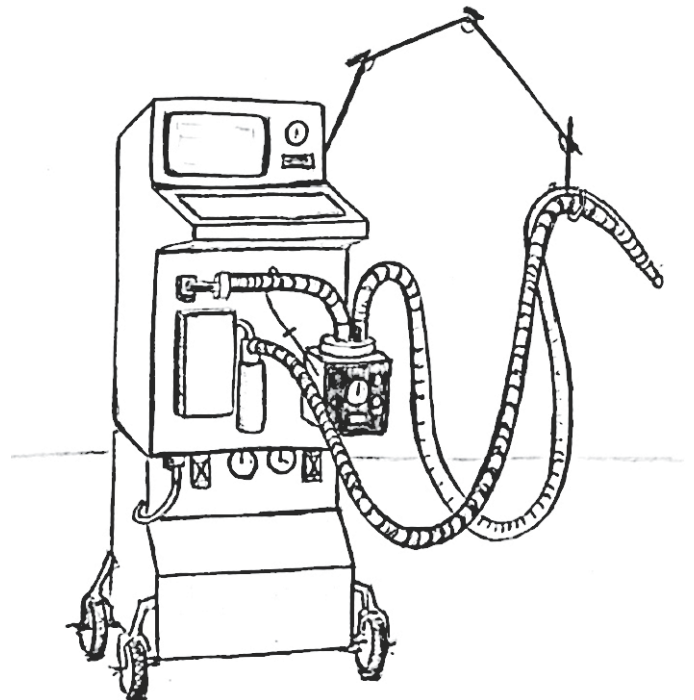
color the pictures!




Monitor



IV Stand and  
Medicine Bags



Ventilator or Breathing Machine



Draw a picture of your family member  
in the hospital bed. Decorate the room  
the way you think it might look.

# match the picture

draw a line from the word to the correct picture.

Stethoscope

IV

Wheelchair

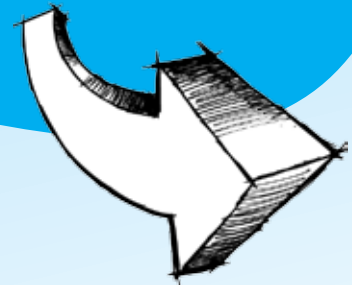
Mask

Bracelet


Crutches

Blood Pressure Cuff


Monitor







# word search



U	O	B	W	C	H	E	H	N	N	T	Z	G	M	F	C	A	T	Z	X
V	H	Q	K	S	J	R	O	T	I	N	O	M	H	Z	R	V	Y	E	G
M	S	W	V	J	B	H	B	G	N	U	Q	B	Y	O	R	K	E	R	M
P	H	O	T	T	L	R	Z	Q	E	J	K	G	T	K	I	X	D	Y	U
V	A	V	B	Z	S	W	I	S	S	F	F	C	N	I	J	T	U	P	D
A	J	Y	V	G	F	B	B	N	C	J	O	T	C	P	D	I	O	I	Z
R	X	M	Q	C	O	T	E	J	L	D	C	Y	U	T	E	S	R	U	N
A	A	X	S	N	C	O	E	D	Q	E	M	X	W	C	Z	E	D	I	C
F	O	W	Y	R	G	S	Q	L	C	M	X	I	N	K	T	J	A	B	U
V	X	Y	Z	O	W	U	G	I	A	P	Q	B	E	D	I	S	D	E	B
E	D	H	S	E	T	V	E	P	X	E	R	W	Q	S	N	W	N	R	D
N	L	G	O	C	P	I	Y	N	E	C	M	S	E	X	Z	P	A	N	C
T	U	P	R	I	T	S	I	T	L	S	A	S	U	A	G	C	C	G	S
I	E	I	S	K	S	I	W	O	P	Y	W	S	U	W	E	N	M	Q	Q
L	Q	V	V	C	E	T	A	Q	U	X	R	A	Y	L	A	M	B	R	B
A	H	Q	C	F	F	O	O	O	T	A	B	L	E	S	Y	Q	K	S	S
T	Z	N	Y	M	V	R	K	E	E	W	C	T	W	X	J	Z	B	F	X
O	R	F	M	N	W	O	G	G	A	Z	C	F	Y	C	Q	F	W	S	P
R	N	A	X	U	K	Y	X	C	P	P	E	Q	F	T	E	E	G	J	J
J	V	K	Y	O	G	D	R	C	H	K	O	G	B	W	B	T	C	V	A

- BED
- VISITOR
- TABLE
- MEAL
- NURSE

- MONITOR
- BRACELET
- GOWN
- TRAY

- VENTILATOR
- BEDSIDE
- DOCTOR
- XRAY

Write or draw about the things you will do  
when your family is together again.






# color in the pictures!



# WAITING ROOM



This booklet was created by the Froedtert & The Medical College of Wisconsin Child Life Program. For additional information, please call 414-805-1935.

Selected images printed with permission of the University of Iowa Children's Hospital. Illustrations by Dee Snyder.

This book was made possible by a generous donation from the Froedtert Hospital Foundation.

## **Froedtert** HOSPITAL F O U N D A T I O N



9200 W. Wisconsin Ave.  
Milwaukee, WI 53226-3596

414-805-3666  
800-272-3666

*froedtert.com*